

Backyard Borders - Style 7 Unassembled Fence Sections


Tools Needed: Electric Drill, #2 Square Head Bit



Unassembled fence sections come complete and ready to assemble. Each fence section will include the following:

Style 7 **36" height, 48" height, 54" height, and 60" height:** 15 pickets per section, 1 rail with punched picket holes, 1 rail without holes, 45 square head self drilling screws.

Assembly



Step 1: Place 2 posts on a level flat surface with the routed rail holes facing each other. (if you did not purchase posts please refer to the rail spacing below on the specification drawings)

Step 2: Insert the lower rail into the post holes. The lower rail is the rail with the punched picket holes.

Backyard Borders - Style 7 Unassembled Fence Sections

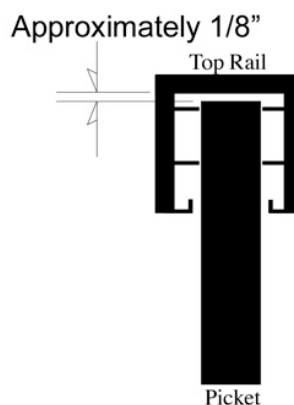


Step 3: Insert pickets into each picket hole.

Step 4: Once you have installed all of the pickets into the lower rail, insert the top rail into the posts.

Step 5: Be sure to push all pickets from the bottom into the top rail leaving approximately a 1/8" gap between the top of the picket and the rail.

Step 6: Using an electric drill with a #2 square bit, screw each picket to the rails through the pre-drilled holes.

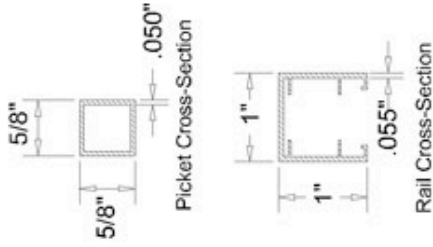


Step 7: Remove posts from ends.

Your assembled section is now ready to be installed. Please visit www.backyardborders.com to view our recommended aluminum fencing installation instructions.

Backyard Borders - Style 7 Unassembled Fence Sections

Cross-Sectional Specifications
Scale: 1:2



General Specifications

Material: 6063-T3 Aluminum
Extrusions
Coating: Polyester Powder
Coating
Screws: Rust Resistant, Colored
Head

Notes: All components are punched and fabricated before polyester coating is applied

Drawing Number:
BYB-Res-Style7-A


Date:
03/24/10

Drawn By:
K. Klaus

Scale:
1/2 in. = 1 ft.

(Unless otherwise noted)
All revisions are CAD maintained. All information contained in this drawing is copyright © Backyard Borders. All rights reserved.

Meets B.O.C.A. Pool Code Requirements



Meets B.O.C.A. Pool Code Requirements



Backyard Borders

Style 7 Aluminum Residential Fencing Dimensional Specification

Revisions: Date & Description



Meets B.O.C.A. Pool Code Requirements

